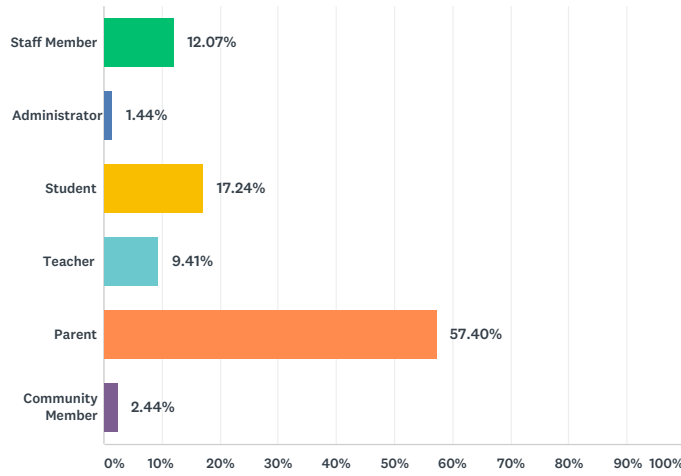


Kuna School District Community Needs Assessment 2018

Q1 I am a

Answered: 1,392 Skipped: 0

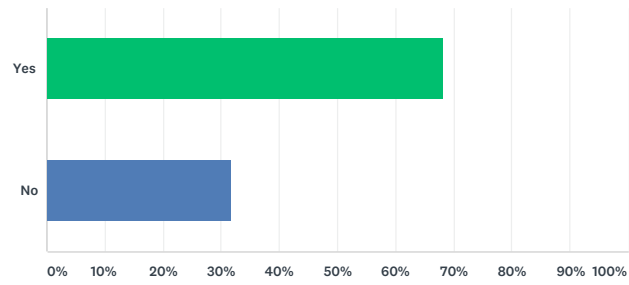


ANSWER CHOICES	RESPONSES	
Staff Member	12.07%	168
Administrator	1.44%	20
Student	17.24%	240
Teacher	9.41%	131
Parent	57.40%	799
Community Member	2.44%	34
TOTAL		1,392

Kuna School District Community Needs Assessment 2018

Q2 I have children that attend the Kuna School District

Answered: 1,392 Skipped: 0

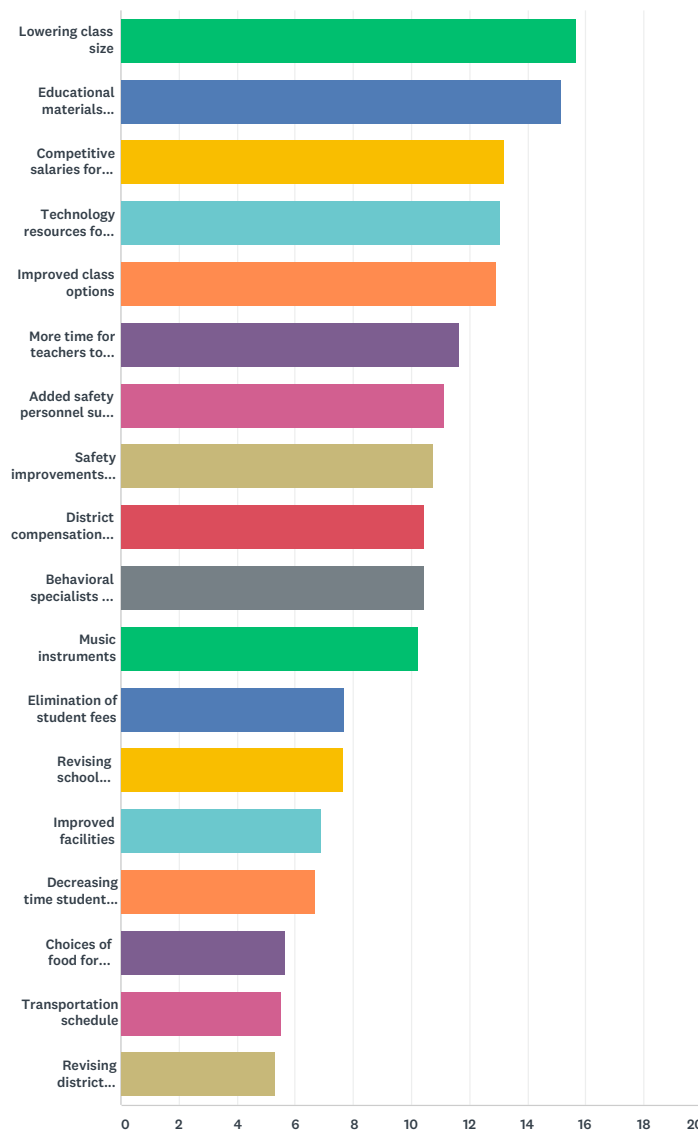


ANSWER CHOICES	RESPONSES	
Yes	68.25%	950
No	31.75%	442
TOTAL		1,392

Kuna School District Community Needs Assessment 2018

Q3 Please rank the top five ("1" being the highest) priorities for the continued growth of Kuna School District...

Answered: 1,385 Skipped: 7



	1	2	3	4	5	6	7	8	9	10	11	12	13	14	15
Lowering class size	45.59% 563	16.68% 206	7.94% 98	6.15% 76	6.72% 83	3.56% 44	2.11% 26	2.43% 30	1.30% 16	1.62% 20	0.81% 10	0.57% 7	0.57% 7	0.65% 8	0.1
Educational materials (books, online resources, etc., lab equipment) for student learning	19.47% 226	28.42% 330	15.16% 176	9.22% 107	8.53% 99	4.91% 57	2.33% 27	1.98% 23	2.15% 25	1.55% 18	1.29% 15	1.12% 13	0.69% 8	0.60% 7	1.1
Competitive salaries for employees	11.81% 142	12.15% 146	11.56% 139	10.57% 127	8.74% 105	5.41% 65	4.24% 51	14.06% 169	5.66% 68	4.16% 50	3.49% 42	1.83% 22	1.16% 14	1.50% 18	0.8
Technology resources for students	2.82% 31	8.08% 89	12.17% 134	15.35% 169	18.35% 202	9.63% 106	7.99% 88	7.27% 80	5.54% 61	2.72% 30	1.91% 21	1.63% 18	1.45% 16	1.91% 21	1.0
Improved class options	4.70% 51	9.39% 102	12.98% 141	16.30% 177	11.51% 125	7.37% 80	9.30% 101	6.26% 68	4.14% 45	5.62% 61	2.95% 32	2.12% 23	1.75% 19	1.29% 14	1.7

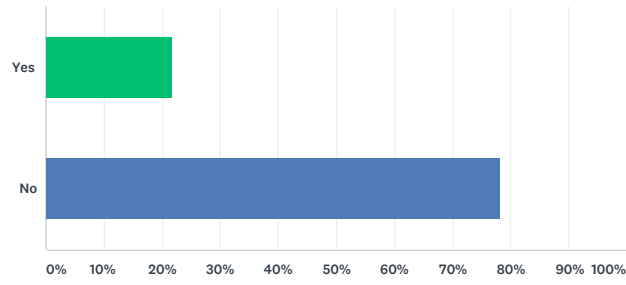
Kuna School District Community Needs Assessment 2018

More time for teachers to prepare quality lessons and collaborate	2.21% 24	5.34% 58	8.00% 87	7.45% 81	9.11% 99	19.14% 208	10.67% 116	7.27% 79	5.98% 65	5.24% 57	4.42% 48	3.31% 36	2.12% 23	2.39% 26	2.1
Added safety personnel such as more school resource officers	3.94% 42	5.53% 59	5.91% 63	6.85% 73	7.41% 79	4.32% 46	7.13% 76	6.57% 70	22.61% 241	10.32% 110	6.29% 67	4.13% 44	2.44% 26	1.69% 18	1.2
Safety improvements to facilities	4.96% 53	5.15% 55	6.09% 65	6.93% 74	6.18% 66	4.03% 43	3.65% 39	6.46% 69	5.62% 60	23.50% 251	11.89% 127	5.43% 58	3.37% 36	2.06% 22	1.3
District compensation for continuing education	0.79% 8	2.67% 27	3.16% 32	4.24% 43	5.33% 54	6.22% 63	21.32% 216	14.51% 147	9.67% 98	8.49% 86	4.94% 50	4.64% 47	2.96% 30	3.46% 35	2.3
Behavioral specialists for students who need social and emotional support	4.45% 50	5.25% 59	7.48% 84	6.59% 74	7.03% 79	4.81% 54	4.01% 45	3.38% 38	4.19% 47	4.81% 54	26.09% 293	8.90% 100	4.63% 52	2.49% 28	1.2
Music instruments	2.09% 21	3.48% 35	10.13% 102	6.65% 67	7.45% 75	9.73% 98	7.05% 71	6.36% 64	8.14% 82	5.26% 53	5.66% 57	4.67% 47	4.37% 44	2.58% 26	3.1
Elimination of student fees	1.27% 13	1.95% 20	3.61% 37	3.32% 34	3.03% 31	1.86% 19	3.13% 32	2.54% 26	2.93% 30	3.13% 32	4.49% 46	31.05% 318	13.96% 143	7.62% 78	5.7
Revising school beginning and end times	3.16% 34	3.34% 36	4.18% 45	4.64% 50	3.81% 41	2.41% 26	1.11% 12	1.67% 18	1.76% 19	2.69% 29	2.60% 28	5.48% 59	31.01% 334	11.23% 121	6.5
Improved facilities	3.26% 35	3.45% 37	3.26% 35	5.31% 57	5.41% 58	2.52% 27	3.17% 34	2.89% 31	5.13% 55	3.73% 40	4.19% 45	4.66% 50	4.01% 43	3.54% 38	4.1
Decreasing time students are on bus	2.49% 26	2.01% 21	4.11% 43	4.68% 49	3.54% 37	1.53% 16	2.01% 21	2.01% 21	2.29% 24	3.15% 33	2.29% 24	2.29% 24	4.49% 47	7.17% 75	33.8
Choices of food for student lunch	2.98% 32	3.17% 34	2.79% 30	3.26% 35	4.00% 43	2.23% 24	1.40% 15	1.96% 21	1.77% 19	1.96% 21	2.42% 26	3.91% 42	3.72% 40	3.63% 39	3.3
Transportation schedule	1.06% 11	2.50% 26	2.41% 25	2.60% 27	3.95% 41	2.12% 22	1.44% 15	1.83% 19	1.06% 11	2.02% 21	2.79% 29	3.56% 37	3.56% 37	3.66% 38	8.2
Revising district calendar	0.59% 6	1.18% 12	1.48% 15	1.38% 14	1.58% 16	1.08% 11	0.79% 8	1.38% 14	1.38% 14	1.68% 17	1.58% 16	3.25% 33	6.11% 62	36.09% 366	14.8

Kuna School District Community Needs Assessment 2018

Q4 Would you be interested in serving on a committee to help prioritize solutions to the needs?

Answered: 1,392 Skipped: 0



ANSWER CHOICES	RESPONSES	
Yes	21.77%	303
No	78.23%	1,089
TOTAL		1,392

Kuna School District Community Needs Assessment 2018

Q5 If you selected "yes" to question #4, please include your name and email address.

Answered: 300 Skipped: 1,092

ANSWER CHOICES	RESPONSES	
Name	100.00%	300
Company	0.00%	0
Address	0.00%	0
Address 2	0.00%	0
City/Town	0.00%	0
State/Province	0.00%	0
ZIP/Postal Code	0.00%	0
Country	0.00%	0
Email Address	98.00%	294
Phone Number	90.33%	271